

SMALL FIRE BAR 2.0

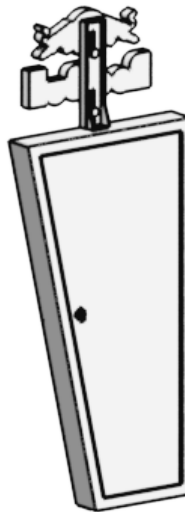
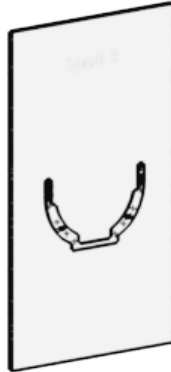
ASSEMBLY PARTS

VV246599000

UNIVERSAL
ADAPTER
(included)

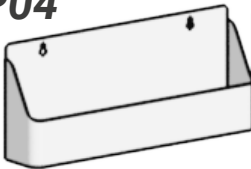


32"
DISPLAY
(not included)




P02

P04



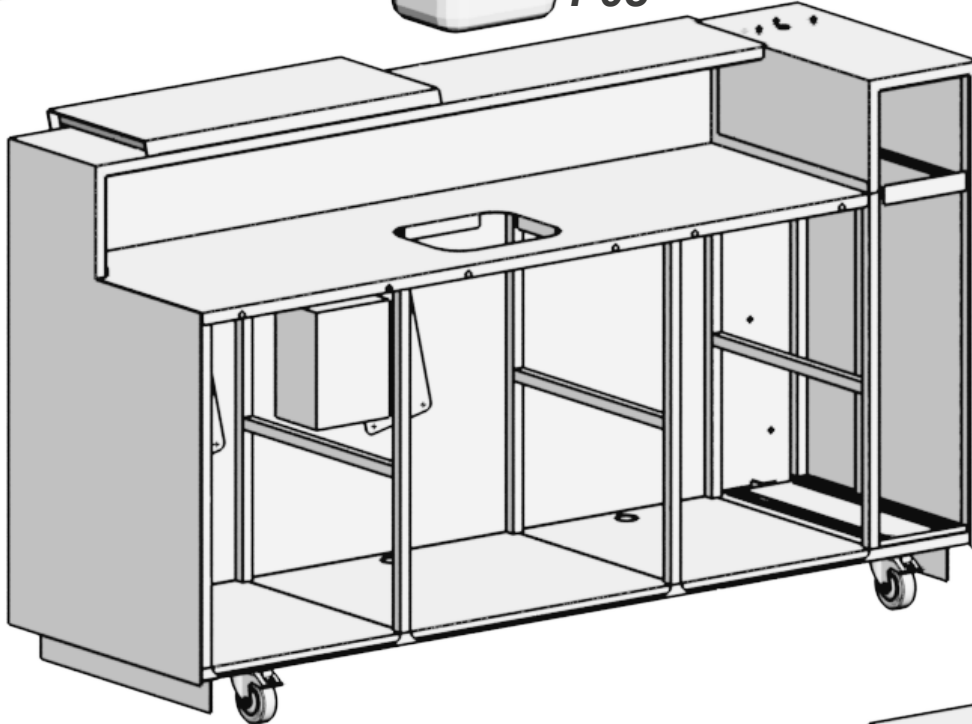
P05



P03



P01



P07



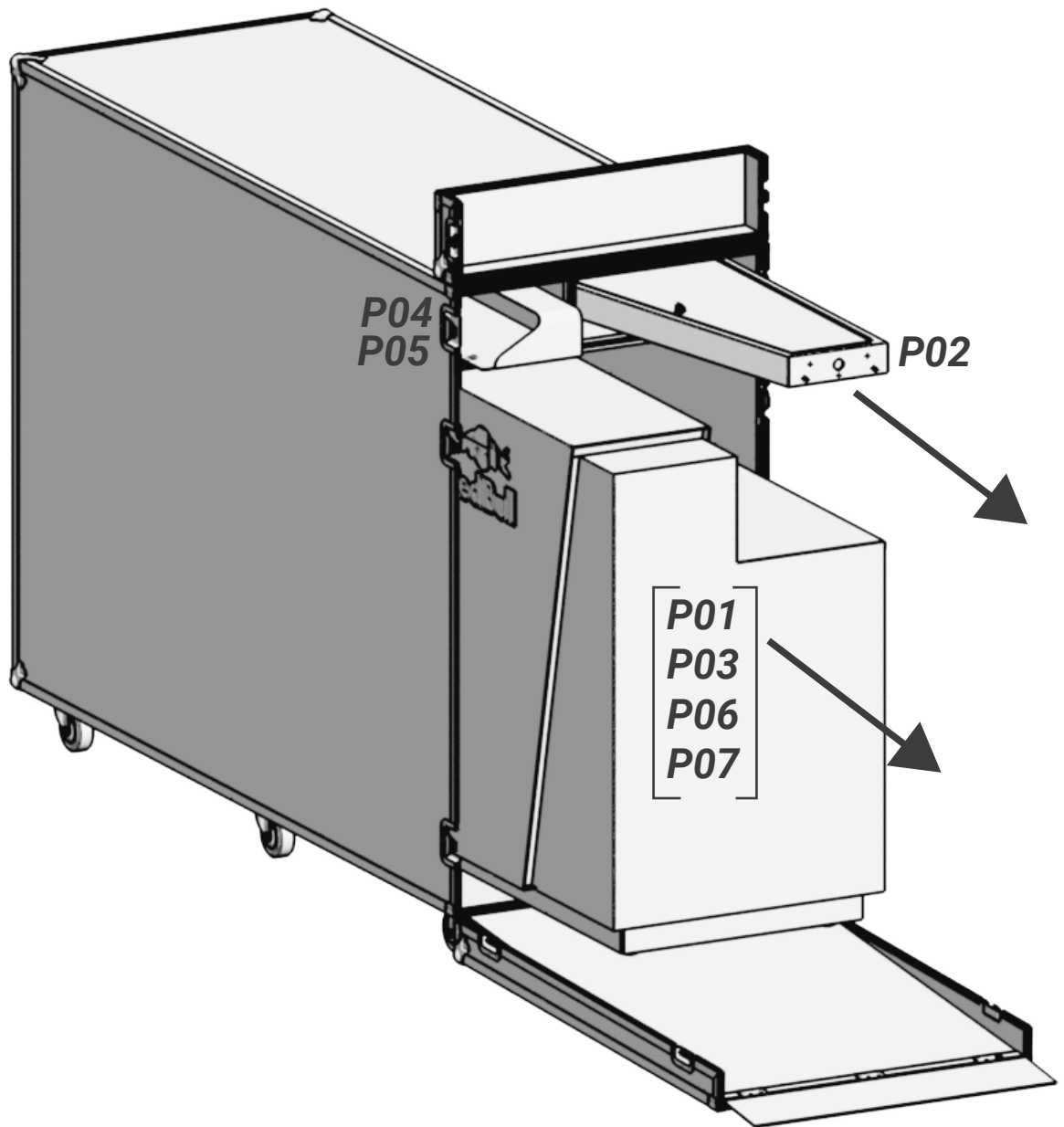
P06



SMALL FIRE BAR 2.0

PACKAGING GUIDE

VV246599000



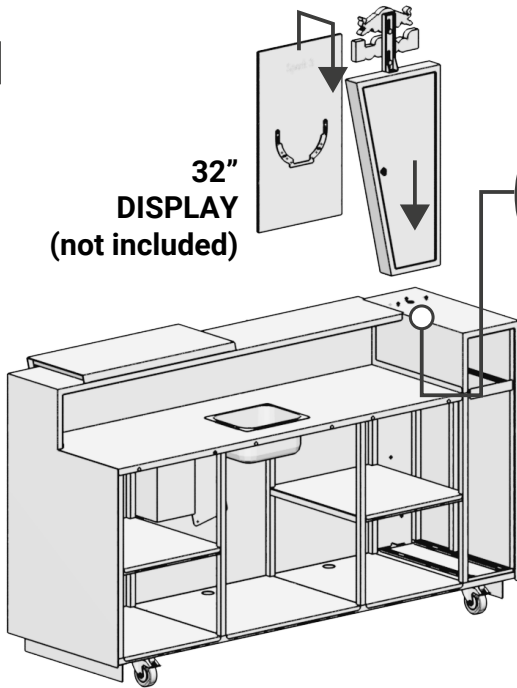
SMALL FIRE BAR 2.0

ASSEMBLY GUIDE

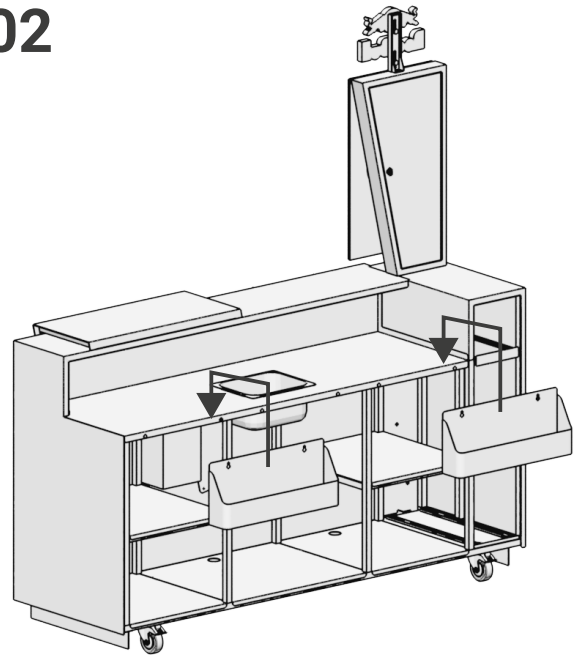
VV246599000

01

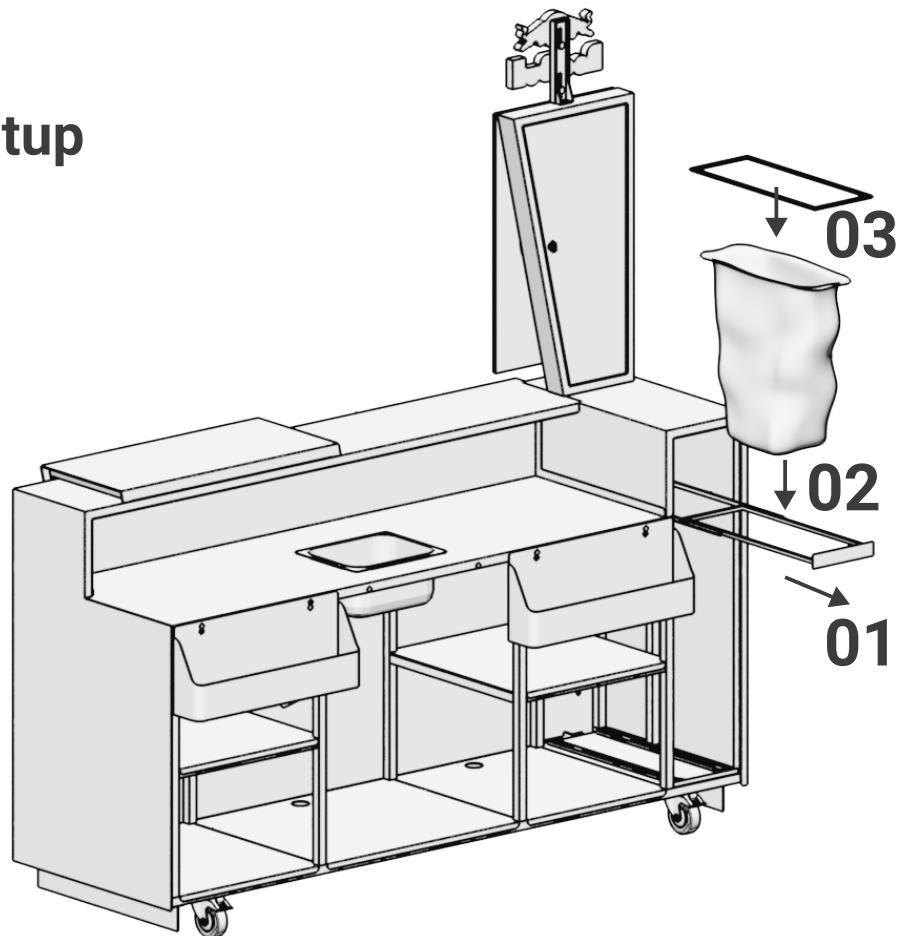
32"
DISPLAY
(not included)



02



Trash bag setup



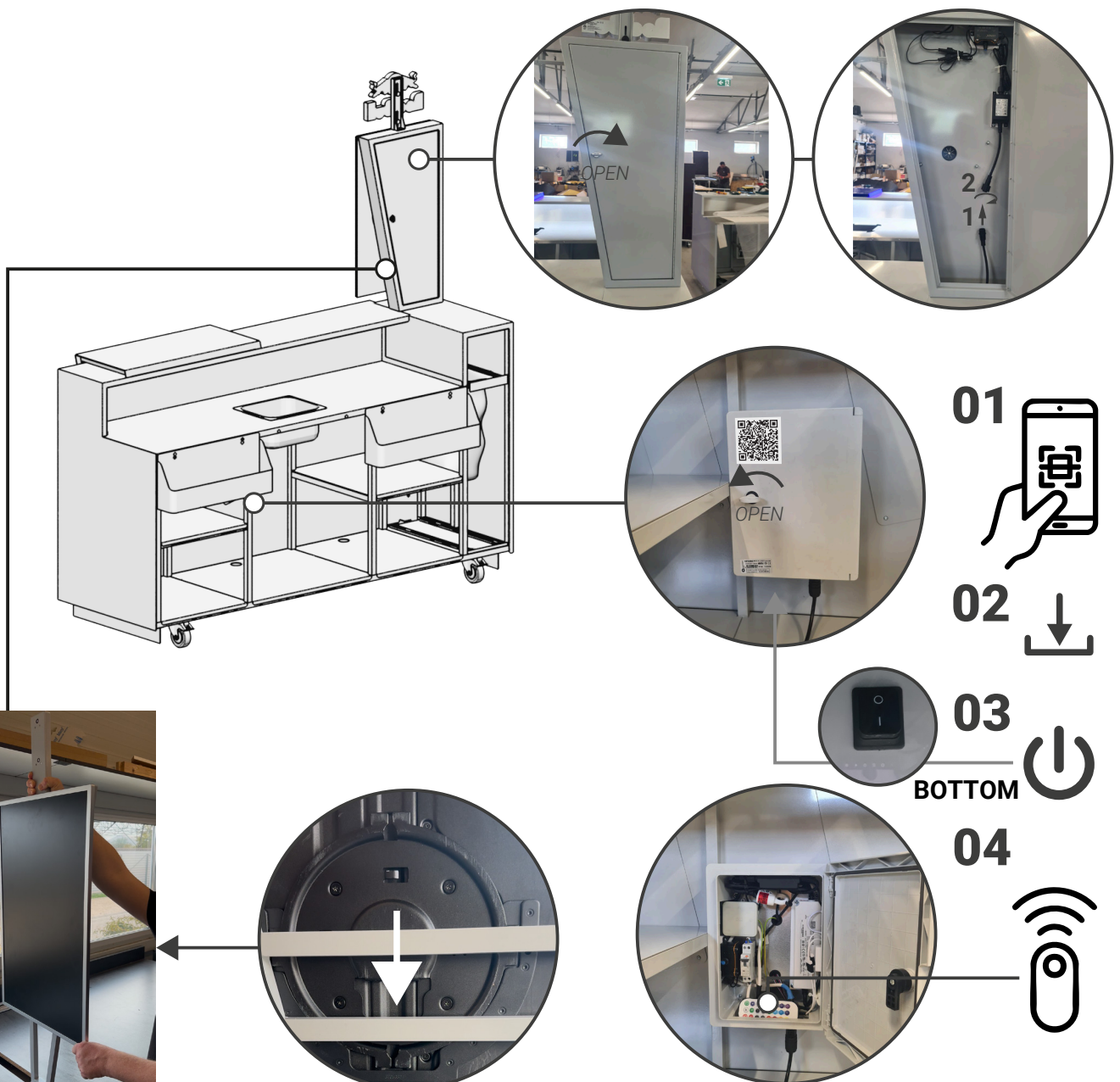

SMALL FIRE BAR 2.0

ELECTRICAL SETUP

VV246599000



**UNIVERSAL
ADAPTER
(included)**



**32"
DISPLAY
(not included)**

SMALL FIRE BAR 2.0

CLEANING GUIDE

VV246599000

Cleaning clear plexiglass (acrylic) requires careful handling to avoid scratching or damaging the surface.

Here are the recommended cleaning requirements:

1. Use a Soft Cloth

- Always use a soft, non-abrasive cloth, such as a microfiber cloth, to prevent scratches.

2. Avoid Abrasive Cleaners

- Do not use harsh chemicals like ammonia-based cleaners (e.g., Windex) or abrasive cleaners, as they can cause clouding or surface damage.

3. Mild Soap and Water

- Mix a small amount of mild dish soap with warm water.
- Use a soft cloth to gently clean the surface.
- Rinse thoroughly with clean water to avoid leaving soap residue.

4. Specialized Acrylic Cleaners

- Use cleaners specifically designed for plexiglass, such as Novus Plastic Clean & Shine or Brilliance.
- These products clean without scratching and can also remove fine scratches.

5. Dry Gently

- Pat dry with a clean, soft cloth. Avoid rubbing, as it can create micro-scratches.

6. Avoid Harsh Tools

- Never use paper towels, scouring pads, or rough sponges, as they can scratch the surface.

7. Remove Stubborn Marks Carefully

- For grease or adhesive residue, use isopropyl alcohol (rubbing alcohol), applied with a soft cloth, followed by soap and water cleaning.

8. Dusting

- Use a feather duster or a clean, dry microfiber cloth to remove dust. Avoid using compressed air directly on the surface, as particles can scratch.

By following these steps, you can maintain the clarity and longevity of your plexiglass. Regular cleaning prevents buildup and ensures the surface stays in good condition.

SMALL FIRE BAR 2.0

ELECTRICAL SAFETY RULES

VV246599000

Input voltage: 100 - 240V AC / 50-60Hz
Operating temperature: 0°C ~ 40°C / 32°F ~ 104°F

1. Safety Precautions

- Use only with the mains voltage indicated on the appliance's rating plate.
- Always use the original cord and plug. The use of any substitute could result in malfunctioning, damage or fire.
- Do not use the appliance with a damaged power cord or plug.
- Never touch the plug or electrical parts with wet hands.
- Keep the appliance away from water, moisture, and flammable materials.
- Always unplug the appliance after use, do not just switch it off.

2. Installation and Placement

- Place the appliance on a stable, level surface.
- Do not cover ventilation openings and ensure proper air circulation.
- Do not place near heat sources (e.g., stove, radiator).

3. Operation

- Use the appliance only for its intended purpose.
- Do not overload it and do not use it for tasks it was not designed for.
- Children should only use the appliance under adult supervision.

4. Maintenance and Cleaning

- Always unplug the appliance before cleaning.
- Do not immerse in water or other liquids (unless specifically designed as waterproof).
- Wipe with a dry or slightly damp cloth; do not use chemicals.
- Regularly check the cord and plug for any damage.

5. Repair and Servicing

- Do not attempt to repair the appliance yourself (unless specified by the manufacturer).
- Contact an authorized service center or the retailer in case of malfunction.
- Use only original spare parts and accessories.
- The light source contained in this luminaire shall only be replaced by the manufacturer or his service agent or a similar qualified person.

WARNING: To reduce the risk of fire, electric shock, or injury to persons, do not use this appliance outdoors or near water.

Do not disassemble. No user-serviceable parts inside. Refer servicing to qualified service personnel.

Keep out of reach of children.

The manufacturer is not responsible for damages resulting from improper use or unauthorized modifications.

SMALL FIRE BAR 2.0

ELECTRICAL SAFETY RULES

VV246599000



Luminaires “For indoor use only”



Protective Earth (Ground)

IP55

Ingress Protection (IP) rating

FCC Compliance Statement

This device complies with Part 15 of the FCC Rules. Operation is subject to the following two conditions:

- This device may not cause harmful interference.
- This device must accept any interference received, including interference that may cause undesired operation.